

NEW G.M.T. SENIOR
SECONDARY PUBLIC SCHOOL

Class – Pre-Nursery

Name : _____




DEAR PARENTS

We know summer holidays are the time of the year when you get an opportunity to spend time with your child. To keep the little ones indoors in the sweltering heat and to utilize their free time in creative activities, we have attempted to design meaningful creative activities to occupy the kids in their free time. We wish you have an enjoyable summer vacation with your kids. Here are few tips which will engage your kids in holidays:



1. Suggested Books



Books are a man's best friend. Buy different picture books, colouring books and story books for your child. Let the child do picture reading, colour the sheets in colouring book and recall the characters and incidents of the story.

2. Know your Home

Play different games with your kids to encourage them to express freely and make them more responsible. It is going to increase their self-confidence and help them grow into as independent and confident individual. Collect things that belong to different rooms in the house and ask your child to name the objects and the room which they belong to. Help them to place the things back at the right place.



Celebrate Father's Day(17 June)

"A Dad is someone who holds you when you cry, scolds you when you break the rules, shines with pride when you succeed and has faith in you even when you fail"

Arrange a surprise party for your Father with the help of your mother by preparing a sandwich and lemonade with your little hands. And decorate a card and give it to your father.

Let's celebrate International Picnic Day




*18th June is an **International Picnic Day**, plan a picnic and collect memorable pictures and prepare a collage on A4 size sheet.*



HAPPY FATHERS DAY


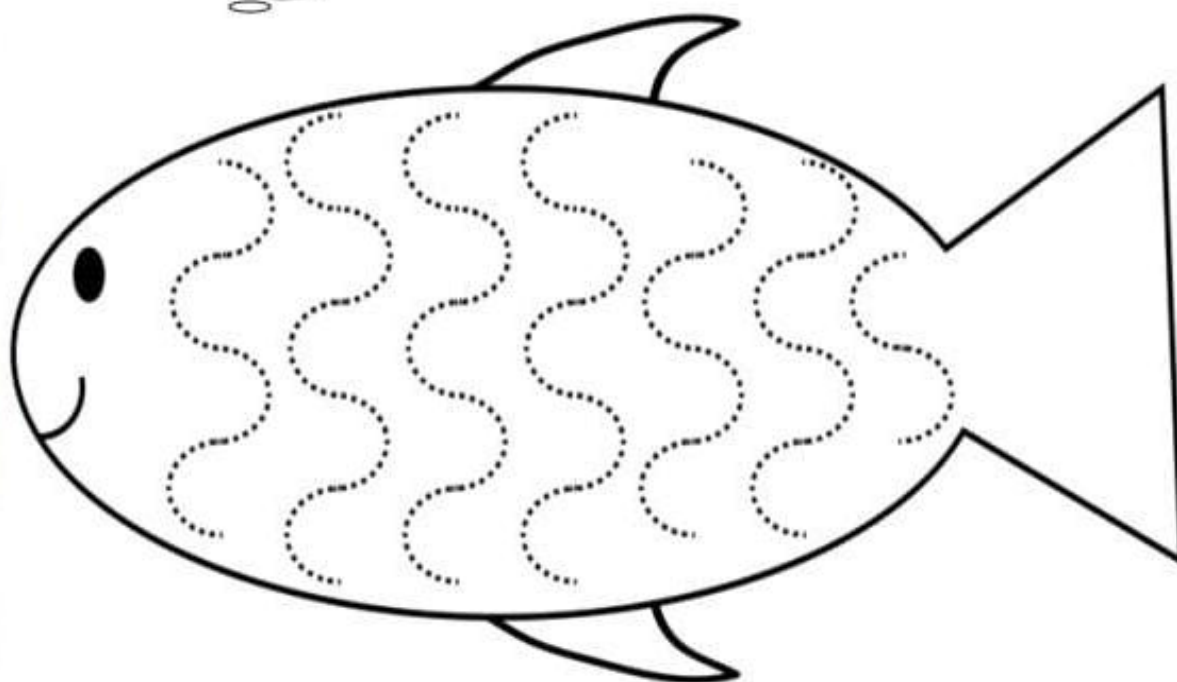
*Paste the photo
of your Dad*




MY DAD IS MY SUPER HERO

Join the dots and

Colour the picture

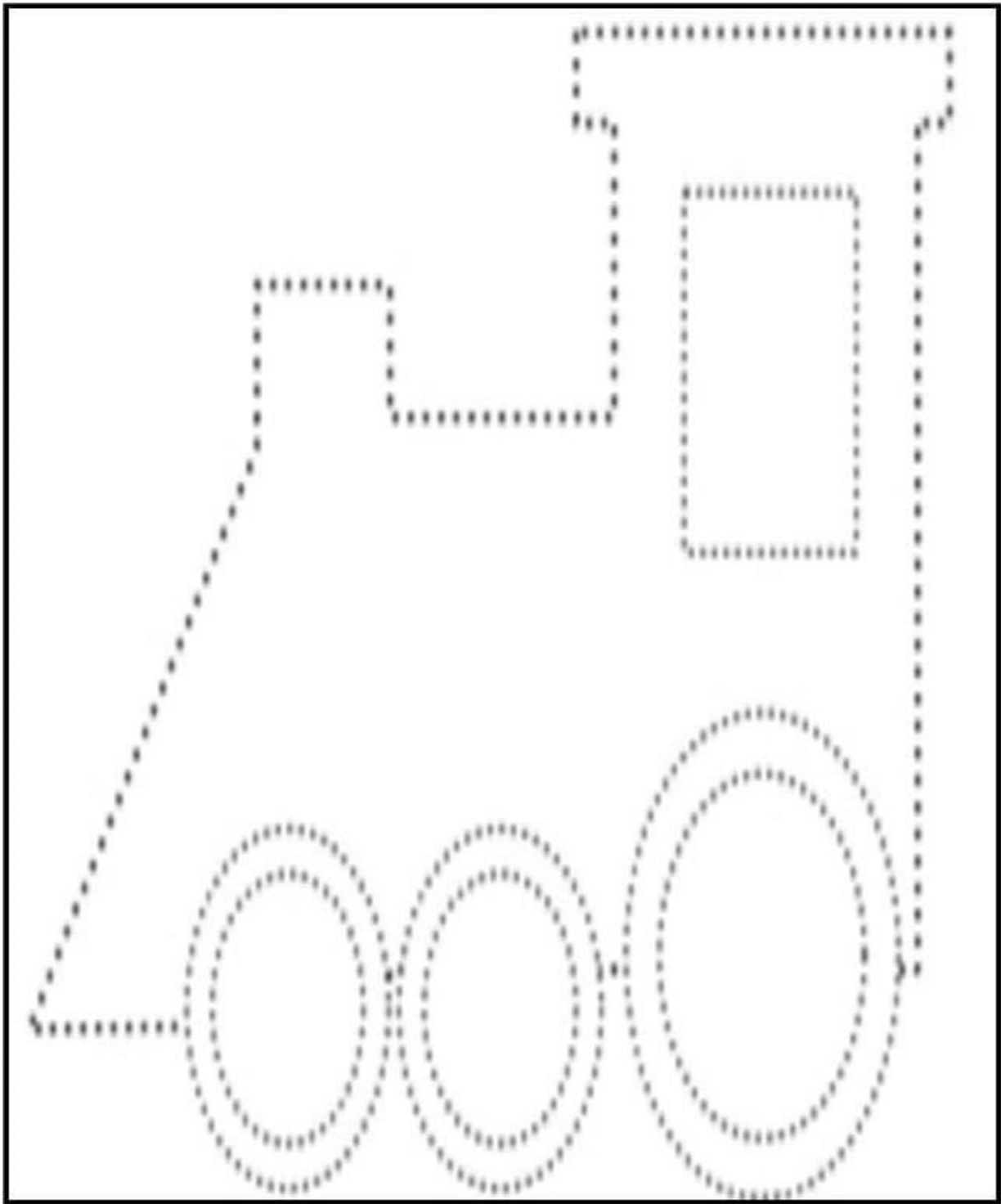


Stick bindi of red colour to complete the apple tree




SUBJECT - MATHS


1. Trace the dots and paste colourful bindi on this shape to make it look beautiful.



2. Use finger prints for colour the picture.




8. Paste matchsticks for tracing the pattern.




The Wise OWL

- Colour ME...
- Paste pencil shavings & bring my feathers back.



5. Tear and paste colourful paper on the butterfly to make it look beautiful.



Join the dots and colour the pictures

